

Model : SW100P series

Swing Autogate

Underground Swing Gate Operator


Effectively enhance safety and convenience while creating prestigious entrance to your home

Higher Security




Gate is securely locked all the time to avoid intrusion.

Backup power supply



Backup battery allow 30 times continuous opening & closing during power failure.

Superior Mechanical



Bigger gear box, UNI clutch and oil bath motor works hand-in-hand to give you long lasting performance

MAG SECOND EDITION (SE) has been carefully optimized to give you more affordable swing autogate system with backup battery function.

MAG SE has been thoroughly tested for tough weather condition, heavy rain, lightning storm, high temperature and high humidity. Proven performance by successful installation worldwide.

SW100P swing autogate utilize simpler UNI slip-clutch designs and oil bath motor to ensure quiet operation, smooth movement, safer usage and longer mechanical life time.

Weatherproof design

Dual speed cushioning

Low 24DC operation



Exceletnt durability
DC motor

BEST choice
in Malaysia

UNI clutch

Automatically suspends gate's movement if it encounters any obstacle such as vehicle, human and animal in its travelling path. Good safety feature and avoid motor to overload itself. Uniform force from the clutch plate allow a more powerful and smooth gate movement.

Oil bath system

In any mechanical system, oil bath motor is always better than greased motor. Gear box is fully submerged in oil during operation. This gives you longer life time and more quiet operation compared to any other greased motor.

Simple operation

Using remote control or push button. One button to fully open two gate leaves and another button to open only one leaf. Press button to stop leaf at any angle and press again to resume movement. Use release key to open manually.

Fully cast alloy
housing and base

Time proven
control board
w/ backup battery
function

Technical specification:

Description	Parameter
Power consumption	12-24V DC, 25 Watt per actuator
Max leaf weight	220 KG
Max rotation angle	360° rotation
Traveling speed	8-10 second for 90° opening
Material / casing	Rust resistance cast alloy for actuator housing & base casing Weatherproof ABS for controller box
Remote control range	Effective 30 meters, max 50 meters

Ordering info:

Model: SW100P

- 1 pair MAG SW100 Actuator motor with bracket
- 1 set Solenoid lock set and stopper
- 1 set MAG control panel, transformer and PVC box
- 1 nos 12V, 7.2AH full spec battery
- 1 set Remote control (1 receiver, 3 transmitter)

Accessories : Push button plate, additional remote control transmitter.



1 to 1 AC doorphone
1 to 2 AC doorphone

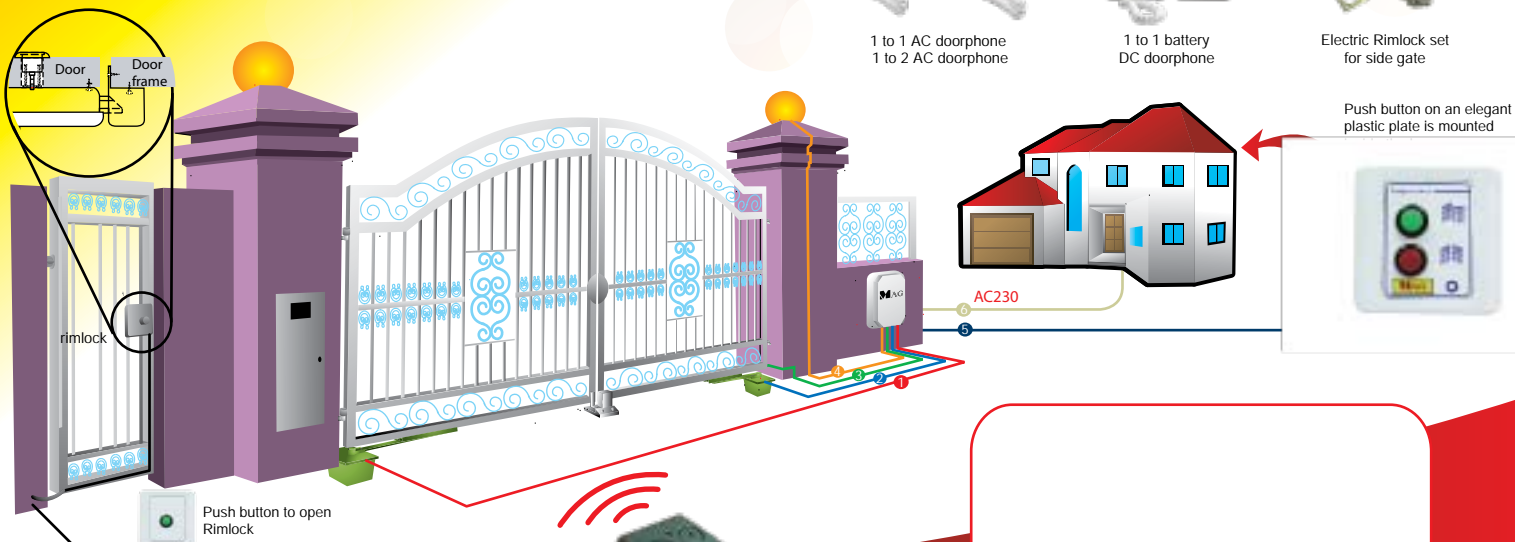


1 to 1 battery
DC doorphone



Electric Rimlock set
for side gate

Installation diagram:



Wiring : 1, 2, 3, 4 is 1.5mm, 2 core. 5 is 1.5mm 3 core. 6 is 2.5mm 3 core.

Authorized dealer